



## Electricity Regulatory Commission

# 2009

### Significant Figures for Electricity Sector in Jordan

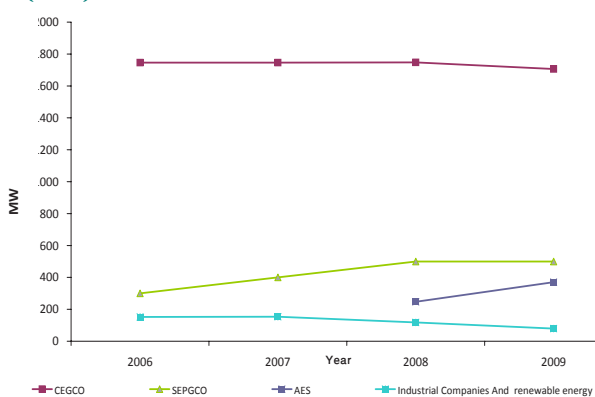
	2009	2008	Growth Rate %
Peak Demand ( MW )	2330	2260	3.1
Generating Capacity ( MW )	2666	2612	2.1
Electrical Generated Energy ( GWh)	14208	13768	3.2
Electrical Consumed Energy ( GWh )	11993	11555	3.8
Imported Energy (GWh)	383	547	-30.0
Total of Available Electricity (GWh)	14452	13998	3.2
Average (kWh) Consumed per Capita	2006	1975	1.5
No. of Consumers (Thousands Consumer )	1426	1352	5.5
Percentage of Supplied Population	99.9%	99.9%	0.0
Total Losses of System %	17.0%	17.8%	-4.5
Specific Fuel Consumption (GMoe / kWh Sent out)	251.4	249.0	1.0



**Abbreviations** • GWh GigaWatt Hour •MWh MegaWatt Hour •kWh KiloWatt Hour •MW MegaWatt •kW KiloWatt •toe Ton of Oil Equivalent •GMoe Gram of Oil Equivalent .CEGCO Central Electricity Generating Co. .SEPGCO Samra Electric Power Generating Co .AES Amman East Power Plant .NEPCO National Electric Power Co. .JEPSCO Jordan Electric Power Co. •IDECO Irbid District Electric Power Co. •EDCO Electricity Distribution Co.

### Nominal Capacity for Main Power Stations in Jordan (MW)

	2009	2008	2007	2006
CEGCO	1706	1747	1747	1747
SEPGCO	500	500	400	300
AES*	370	247	-	-
Industrial Sector	79	107	143	141
King Talal Dam	6	6	6	6
Wind Energy	1	1	1	1
Bio - gas	4	4	4	4
<b>Total of Industrial Sector &amp; Renewables</b>	<b>90</b>	<b>118</b>	<b>154</b>	<b>152</b>
<b>Total</b>	<b>2666</b>	<b>2612</b>	<b>2300</b>	<b>2199</b>
<b>Growth Rate</b>	<b>2.1%</b>	<b>13.6%</b>	<b>4.6%</b>	

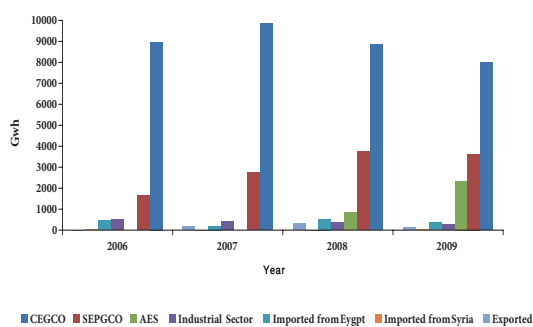


\* Operations have started in 2008

**Abbreviations** • GWh GigaWatt Hour •MWh MegaWatt Hour •kWh KiloWatt Hour •MW MegaWatt •kW KiloWatt •toe Ton of Oil Equivalent •GMoe Gram of Oil Equivalent .CEGCO Central Electricity Generating Co. .SEPGCO Samra Electric Power Generating Co .AES Amman East Power Plant .NEPCO National Electric Power Co. .JEPSCO Jordan Electric Power Co. •IDECO Irbid District Electric Power Co. •EDCO Electricity Distribution Co.

### Generated and Imported Electrical Energy (GWh)

	2009	2008	2007	2006
CEGCO	8009	8851	9852	8966
SEPGCO	3629	3736	2733	1660
AES	2286	826	-	-
Industrial Sector *	284	355	414	494
<b>Total of Generated Electrical Energy in Jordan</b>	<b>14208</b>	<b>13768</b>	<b>12999</b>	<b>11120</b>
Imported Energy from Egypt	363	534	199	472
Imported Energy from Syria	20	13	8	42
Exported Energy	139	318	172	13
<b>Total of Available Energy</b>	<b>14452</b>	<b>13998</b>	<b>13034</b>	<b>11621</b>
<b>Growth Rate for Total Available Energy</b>	<b>3.2%</b>	<b>7.4%</b>	<b>12.2%</b>	
<b>Growth Rate for Total Generated Energy</b>	<b>3.2%</b>	<b>5.9%</b>	<b>16.9%</b>	

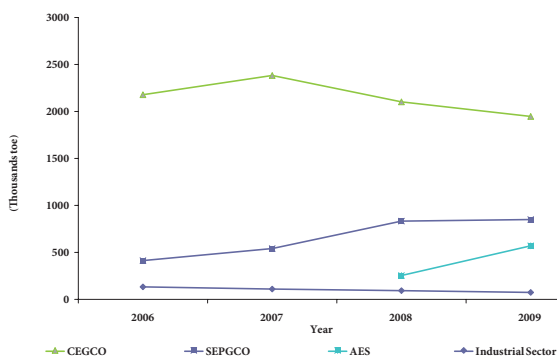


\* Includes generation from king Tala Dam and Bio -gas co.

**Abbreviations** • GWh GigaWatt Hour •MWh MegaWatt Hour •kWh KiloWatt Hour •MW MegaWatt •kW KiloWatt •toe Ton of Oil Equivalent •GMoe Gram of Oil Equivalent .CEGCO Central Electricity Generating Co. .SEPGCO Samra Electric Power Generating Co .AES Amman East Power Plant .NEPCO National Electric Power Co. .JEPSCO Jordan Electric Power Co. •IDECO Irbid District Electric Power Co. •EDCO Electricity Distribution Co.

### Fuel Consumption ( Thousands toe)

	2009	2008	2007	2006
CEGCO	1947	2102	2383	2178
SEPGCO	850	833	541	413
AES	570	254	-	-
Industrial Sector	74	93	110	133
Total Fuel Consumption Used for Generating Energy *	3441	3282	3034	2724
Total of Jordan Energy Consumption	7629	7335	7267	7187
Total of Fuel Equivalent Consumption Used for Generating Energy to Total of Jordan Consumption	46.9%	44.7%	41.8%	37.9%
Growth Rate for Electricity Sector Fuel Consumption	4.8%	8.2%	11.4%	

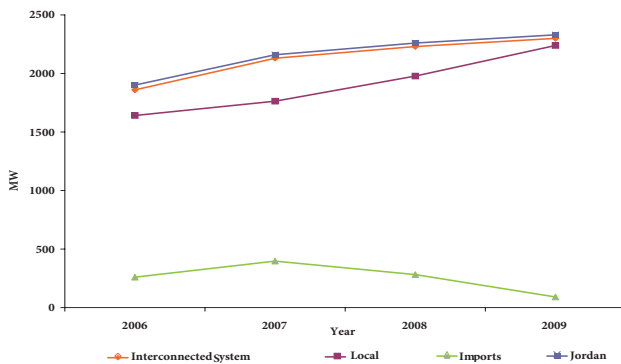


\* Preliminary

**Abbreviations** • GWh GigaWatt Hour •MWh MegaWatt Hour •kWh KiloWatt Hour •MW MegaWatt •kW KiloWatt •toe Ton of Oil Equivalent •GMoe Gram of Oil Equivalent .CEGCO Central Electricity Generating Co. .SEPGCO Samra Electric Power Generating Co .AES Amman East Power Plant .NEPCO National Electric Power Co. .JEPSCO Jordan Electric Power Co. •IDECO Irbid District Electric Power Co. •EDCO Electricity Distribution Co.

### System Peak Demand ( MW)

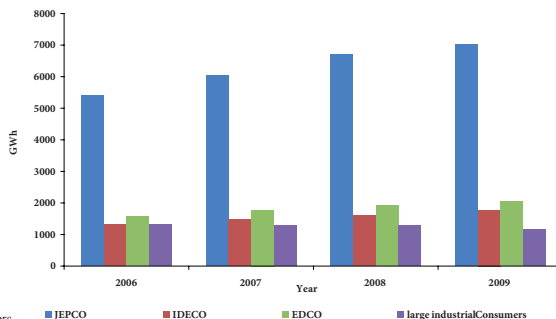
	2009	2008	2007	2006
<b>Interconnected System</b>	<b>2300</b>	<b>2230</b>	<b>2130</b>	<b>1860</b>
Local	2239	1978	1763	1641
Imports	91	282	397	260
<b>Jordan</b>	<b>2330</b>	<b>2260</b>	<b>2160</b>	<b>1901</b>
Growth Rate (Interconnected System)	3.1%	4.7%	14.5%	



**Abbreviations** • GWh GigaWatt Hour •MWh MegaWatt Hour •kWh KiloWatt Hour •MW MegaWatt •kW KiloWatt •toe Ton of Oil Equivalent •GMoe Gram of Oil Equivalent .CEGCO Central Electricity Generating Co. .SEPGCO Samra Electric Power Generating Co .AES Amman East Power Plant .NEPCO National Electric Power Co. .JEPSCO Jordan Electric Power Co. •IDECO Irbid District Electric Power Co. •EDCO Electricity Distribution Co.

### Sold Electrical Energy (GWh)

Electrical Energy Sold by:	2009	2008	2007	2006
JEPSCO	7015	6692	6036	5393
IDECO	1776	1597	1464	1327
EDCO	2044	1929	1776	1560
Large Industrial Consumers *	1158	1337	1283	1315
<b>Total</b>	<b>11993</b>	<b>11555</b>	<b>10559</b>	<b>9595</b>
<b>Growth Rate</b>	<b>3.8%</b>	<b>9.4%</b>	<b>10.0%</b>	

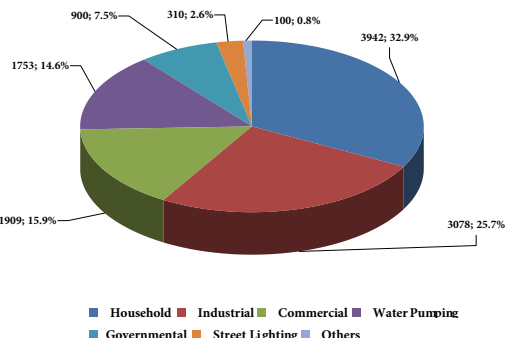


\* Estimated & Includes the Consumption from Self Generation + NEPCO's Direct Sales to Large Consumers

**Abbreviations** • GWh GigaWatt Hour •MWh MegaWatt Hour •kWh KiloWatt Hour •MW MegaWatt •kW KiloWatt •toe Ton of Oil Equivalent •GMoe Gram of Oil Equivalent .CEGCO Central Electricity Generating Co. .SEPGCO Samra Electric Power Generating Co .AES Amman East Power Plant .NEPCO National Electric Power Co. .JEPSCO Jordan Electric Power Co. •IDECO Irbid District Electric Power Co. •EDCO Electricity Distribution Co.

## Electricity Consumption by Sector (GWh)

Sector	2009	2008	2007	2006
Household	3942	3630	3262	2918
Industrial	3078	3231	2981	2839
Commercial	1909	1841	1663	1457
Water Pumping	1753	1695	1584	1392
Governmental	900	797	735	433
Street Lighting	310	284	269	263
Others	100	77	65	293
<b>Total</b>	<b>11993</b>	<b>11555</b>	<b>10559</b>	<b>9595</b>
<b>Growth Rate</b>	<b>3.8%</b>	<b>9.4%</b>	<b>10.0%</b>	



**Abbreviations** • GWh GegaWatt Hour •MWh MegaWatt Hour •kWh KiloWatt Hour •MW MegaWatt •kW KiloWatt •toe Ton of Oil Equivalent •GMoe Gram of Oil Equivalent .CEGCO Central Electricity Generating Co .SEPGCO Samra Electric Power Generating Co .AES Amman East Power Plant .NEPCO National Electric Power Co. •JEPSCO Jordan Electric Power Co. •IDEACO Irbid District Electric Power Co. •EDCO Electricity Distribution Co.

## Electricity Consumption by Sector (%)

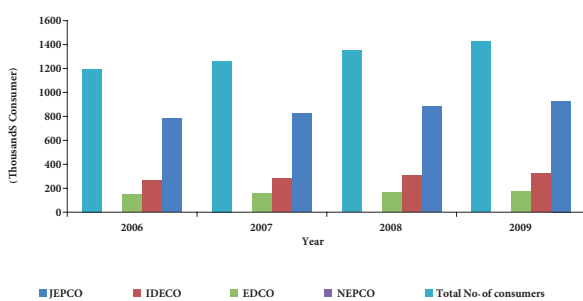
Sector	2009	2008	2007	2006
Household	32.9	31.4	30.9	30.4
Industrial	25.7	27.9	28.2	29.6
Commercial	15.9	15.9	15.7	15.2
Water Pumping	14.6	14.7	15.0	14.5
Governmental	7.5	6.9	7.0	4.5
Street Lighting	2.6	2.5	2.5	2.7
Others	0.8	0.7	0.6	3.1
<b>Total</b>	<b>100</b>	<b>100</b>	<b>100</b>	<b>100</b>



**Abbreviations** • GWh GegaWatt Hour •MWh MegaWatt Hour •kWh KiloWatt Hour •MW MegaWatt •kW KiloWatt •toe Ton of Oil Equivalent •GMoe Gram of Oil Equivalent .CEGCO Central Electricity Generating Co .SEPGCO Samra Electric Power Generating Co .AES Amman East Power Plant .NEPCO National Electric Power Co. •JEPSCO Jordan Electric Power Co. •IDEACO Irbid District Electric Power Co. •EDCO Electricity Distribution Co.

## No. of Consumers (Thousands Consumer)

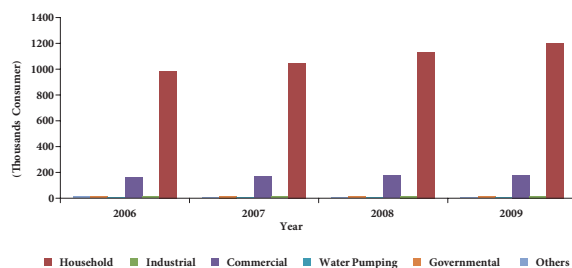
	2009	2008	2007	2006
JEPSCO	929	881	825	781
IDEACO	325	308	283	267
EDCO	172	163	155	147
NEPCO	0.016	0.016	0.013	0.014
<b>Total</b>	<b>1426</b>	<b>1352</b>	<b>1263</b>	<b>1195</b>
<b>Growth Rate %</b>	<b>5.5</b>	<b>7.0</b>	<b>5.7</b>	



**Abbreviations** • GWh GegaWatt Hour •MWh MegaWatt Hour •kWh KiloWatt Hour •MW MegaWatt •kW KiloWatt •toe Ton of Oil Equivalent •GMoe Gram of Oil Equivalent .CEGCO Central Electricity Generating Co .SEPGCO Samra Electric Power Generating Co .AES Amman East Power Plant .NEPCO National Electric Power Co. •JEPSCO Jordan Electric Power Co. •IDEACO Irbid District Electric Power Co. •EDCO Electricity Distribution Co.

## No. of Consumers by Sector (Thousands Consumer)

Sector	2009	2008	2007	2006
Household	1202	1134	1049	987
Industrial	16	15	15	15
Commercial	181	176	169	161
Water Pumping	7	6	6	5
Governmental	12	13	16	15
Others	8	7	8	12
<b>Total</b>	<b>1426</b>	<b>1352</b>	<b>1263</b>	<b>1195</b>
<b>Growth Rate</b>	<b>5.5%</b>	<b>7.0%</b>	<b>5.7%</b>	



**Abbreviations** • GWh GegaWatt Hour •MWh MegaWatt Hour •kWh KiloWatt Hour •MW MegaWatt •kW KiloWatt •toe Ton of Oil Equivalent •GMoe Gram of Oil Equivalent .CEGCO Central Electricity Generating Co .SEPGCO Samra Electric Power Generating Co .AES Amman East Power Plant .NEPCO National Electric Power Co. •JEPSCO Jordan Electric Power Co. •IDEACO Irbid District Electric Power Co. •EDCO Electricity Distribution Co.

## Electricity Tariff (Fils / kWh)

Retail Tariff	From 16/1/2010*
<b>Standard Domestic Tariff:</b>	
From 1-160 kWh / Month	33
From 161-300 kWh / Month	72
From 301-500 kWh / Month	86
More than 500 kWh / Month	114
<b>Commercial **</b>	<b>87</b>
<b>Small Industrial Consumers</b>	<b>50</b>
<b>Medium Industrial Consumers :</b>	
Night Energy	37
Day Energy	47
Maximum Load (JD / kW/ Month )	3.79

\* The Additional Tax (1 Fils/kWh) Has Been Revoked, and Has Been Used to Be Part of the Tariff from 16/1/2010  
\*\* Includes Radio & TV and Hotels \*\*\* Above 1988 Consumption Level

<b>Agriculture (Flat Rate Tariff)</b>	<b>48</b>
<b>Three Part Tariff for Agriculture</b>	
Night Energy	37
Day Energy	47
Maximum Load (JD / kW/ Month )	3.79
<b>Water Pumping</b>	<b>42</b>
<b>Three Part Tariff for Hotels</b>	
Night Energy	71
Day Energy	82
Maximum Load (JD /kW/ Month )	3.79
<b>Ports Sector</b>	<b>59</b>
<b>Jordan Armed Forces</b>	<b>82</b>
<b>Street Lighting ***</b>	<b>52</b>
<b>Mixed Tariff Commercial/Agriculture</b>	<b>74</b>
Minimum Charge for Domestic Consumers (JD )/ Month	1
Minimum Charge for Other Consumers (JD )/ Month	1.25

**Abbreviations** • GWh GegaWatt Hour •MWh MegaWatt Hour •kWh KiloWatt Hour •MW MegaWatt •kW KiloWatt •toe Ton of Oil Equivalent •GMoe Gram of Oil Equivalent .CEGCO Central Electricity Generating Co .SEPGCO Samra Electric Power Generating Co .AES Amman East Power Plant .NEPCO National Electric Power Co. •JEPSCO Jordan Electric Power Co. •IDEACO Irbid District Electric Power Co. •EDCO Electricity Distribution Co.

## Tips For Electricity Conservation and Bill Reduction.

1

Don't leave lamps and equipment (ON) when leaving home

2

Taking advantage of daylight lighting in your home and office helps in rationalizing electricity consumption

3

Thermal insulation for buildings reduce the electricity bill

4

Use energy - saving lamps wherever possible

**Abbreviations** • GWh GegaWatt Hour •MWh MegaWatt Hour •kWh KiloWatt Hour •MW MegaWatt •kW KiloWatt •toe Ton of Oil Equivalent •GMoe Gram of Oil Equivalent .CEGCO Central Electricity Generating Co .SEPGCO Samra Electric Power Generating Co .AES Amman East Power Plant .NEPCO National Electric Power Co. •JEPSCO Jordan Electric Power Co. •IDEACO Irbid District Electric Power Co. •EDCO Electricity Distribution Co.

P.O.Box: 1865 Amman 11821 Jordan  
Tel: (+962 6 ) 5805000  
Fax: (+962 6 ) 5805003  
info@erc.gov.jo  
www.erc.gov.jo



Electricity Regulatory Commission

Toll Free 080022676