



Electricity Regulatory Commission

2008

Significant Figures for Electricity Sector in Jordan

	2008	2007	Growth Rate %
Peak Demand (MW)	2260	2160	4.6
Generating Capacity (MW)	2612	2300	13.6
Electrical Generated Energy (GWh)	13768	12999	5.9
Electrical Consumed Energy (GWh)	11509	10559	9
Imported Energy (GWh)	547	207	164.4
Total of Available Electricity (GWh)	13998	13034	7.4
Average (kWh) Consumed Per Capita	1967	1845	6.6
No. of Consumers (Thousands)	1352	1263	7
Percentage of Supplied Population	99.9%	99.9%	0.0
Total Losses of System %	17.8%	19.0%	-6.4
Specific Fuel Consumption (GMoe / kWh Sent out)	249.0	244.3	1.9



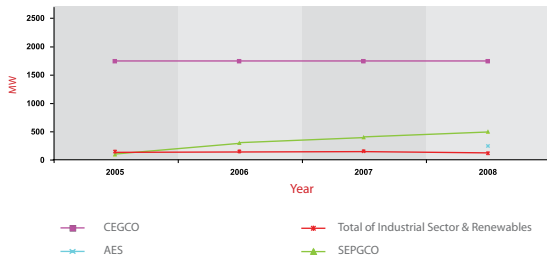
Abbreviations

- GWh: GegaWatt Hour
- MWh: MegaWatt Hour
- kWh: Kilowatt Hour
- MW: MegaWatt
- kW: Kilowatt
- toe: Ton of Oil Equivalent
- GMoe: Gram of Oil Equivalent
- CEGCO: Central Electricity Generating Co.
- SEPGCO: Samra Electric Power Generating Co.
- AES: Amman East Power Plant
- NEPCO: National Electric Power Co.
- JEPCO: Jordan Electric Power Co.
- IDECO: Irbid District Electric Power Co.
- EDCO: Electricity Distribution Co.

Nominal Capacity for Main Power Stations in Jordan(MW)

	2008	2007	2006	2005
CEGCO	1747	1747	1747	1747
SEPGCO	500	400	300	100
AES *	247	-	-	-
Industrial Sector	107	142	141	141
King Talal Dam	6	6	6	6
Wind Energy	1	1	1	1
Bio - gas	4	4	4	1
Total of Industrial Sector & Renewables	118	153	152	149
Total	2612	2300	2199	1996
Growth Rate	13.6%	4.6%	10.2%	

* Operations have started in 2008



Abbreviations

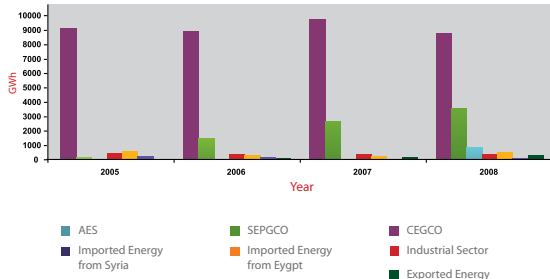
- GWh: GegaWatt Hour
- MWh: MegaWatt Hour
- kWh: Kilowatt Hour
- MW: MegaWatt
- kW: Kilowatt
- toe: Ton of Oil Equivalent
- GMoe: Gram of Oil Equivalent
- CEGCO: Central Electricity Generating Co.
- SEPGCO: Samra Electric Power Generating Co.
- AES: Amman East Power Plant
- NEPCO: National Electric Power Co.
- JEPCO: Jordan Electric Power Co.
- IDECO: Irbid District Electric Power Co.
- EDCO: Electricity Distribution Co.

Generated and Imported Electrical Energy (GWh)

	2008	2007	2006	2005
CEGCO	8851	9852	8966	9086
SEPGCO	3736	2733	1660	29
AES *	826	-	-	-
Industrial Sector **	355	414	494	538
Total of Generated Electrical Energy in Jordan	13768	12999	11120	9653
Imported Energy from Egypt	534	199	472	741
Imported Energy from Syria	13	8	42	241
Exported Energy	318	172	13	4
Total of Available Energy	13998	13034	11621	10631
Growth Rate for Available Energy	7.4%	12.2%	9.3%	-
Growth Rate for Total Generated Energy	5.9%	16.9%	15.2%	-

* Operations have started in 2008

** Includes generation from king Talal Dam and Bio -Gas co.



Abbreviations

• GWh: GegaWatt Hour • MWh: MegaWatt Hour • kWh: Kilowatt Hour • MW: MegaWatt • kW: Kilowatt • toe: Ton of Oil Equivalent • GMoe: Gram of Oil Equivalent

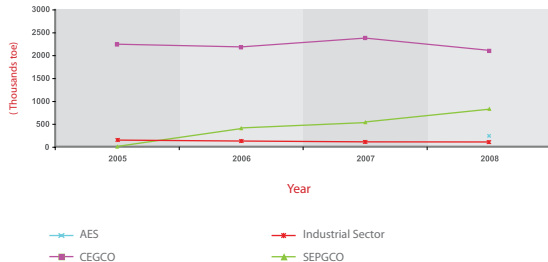
• CEGCO: Central Electricity Generating Co. • SEPGCO: Samra Electric Power Generating Co. • AES: Amman East Power Plant • NEPCO: National Electric Power Co. • JEPCO: Jordan Electric Power Co. • IDECO: Irbid District Electric Power Co. • EDCO: Electricity Distribution Co.

Fuel Consumption (Thousands toe)

	2008	2007	2006	2005
CEGCO	2102	2383	2178	2241
SEPGCO	833	541	413	9
AES *	254	-	-	-
Industrial Sector **	105	110	133	160
Total Fuel Consumption Used for Generating Energy	3294	3034	2724	2410
Total of Jordan Energy Consumption	7400	7267	7187	7023
Total of Fuel Equivalent Consumption Used for Generating Energy to Total of Jordan Consumption	44.5%	41.8%	37.9%	34.3%
Growth Rate for Electricity Sector Fuel Consumption	8.6%	11.4%	13.0%	-

* Operations have started in 2008

** Preliminary

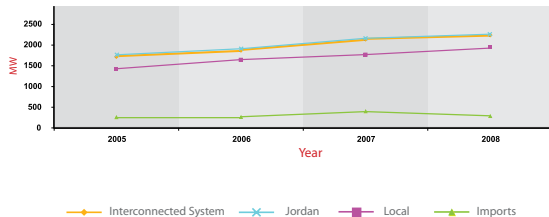


Abbreviations

• GWh: GegaWatt Hour • MWh: MegaWatt Hour • kWh: Kilowatt Hour • MW: MegaWatt • kW: Kilowatt • toe: Ton of Oil Equivalent • GMoe: Gram of Oil Equivalent
 • CEGCO: Central Electricity Generating Co. • SEPGCO: Samra Electric Power Generating Co • AES: Amman East Power Plant • NEPCO: National Electric Power Co. • JEPCO: Jordan Electric Power Co. • IDECO: Irbid District Electric Power Co. • EDCO: Electricity Distribution Co.

System Peak Demand (MW)

	2008	2007	2006	2005
Interconnected System	2230	2130	1860	1710
Local	1978	1763	1641	1495
Imports	282	397	260	256
Jordan	2260	2160	1901	1751
Growth Rate (Interconnected System)	4.7%	14.5%	8.8%	-

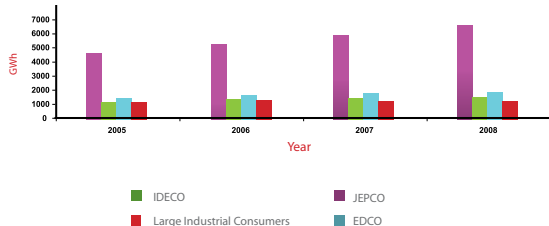


Abbreviations

- GWh: GegaWatt Hour
- MWh: MegaWatt Hour
- kWh: Kilowatt Hour
- MW: MegaWatt
- kW: Kilowatt
- toe: Ton of Oil Equivalent
- GMoe: Gram of Oil Equivalent
- CEGCO: Central Electricity Generating Co.
- SEPGCO: Samra Electric Power Generating Co.
- AES: Amman East Power Plant
- NEPCO: National Electric Power Co.
- JEPCO: Jordan Electric Power Co.
- IDECO: Irbid District Electric Power Co.
- EDCO: Electricity Distribution Co.

Sold Electrical Energy (GWh)

Electrical Energy Sold by:	2008	2007	2006	2005
JEPCO	6692	6036	5393	4793
IDECO	1597	1464	1327	1210
EDCO	1929	1776	1560	1428
Large Industrial Consumers *	1291	1283	1315	1283
Total	11509	10559	9595	8714
Growth Rate	9%	10%	10.1%	-



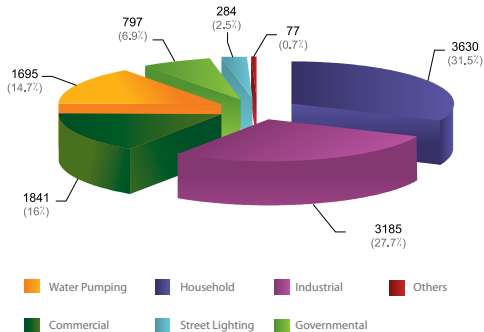
* Estimated & Includes the consumption from self generation + NEPCO's direct sales to large consumers

Abbreviations

- GWh: GegaWatt Hour
- MWh: MegaWatt Hour
- kWh: Kilowatt Hour
- MW: MegaWatt
- kW: Kilowatt
- toe: Ton of Oil Equivalent
- GMoe: Gram of Oil Equivalent
- CEGCO: Central Electricity Generating Co.
- SEPGCO: Samra Electric Power Generating Co.
- AES: Amman East Power Plant
- NEPCO: National Electric Power Co.
- JEPCO: Jordan Electric Power Co.
- IDECO: Irbid District Electric Power Co.
- EDCO: Electricity Distribution Co.

Electricity Consumption by Sector (GWh)

Sector	2008	2007	2006	2005
Household	3630	3262	2918	2547
Industrial	3185	2981	2839	2707
Commercial	1841	1663	1457	1256
Water Pumping	1695	1584	1392	1299
Governmental	797	735	433	417
Street Lighting	284	269	263	248
Others	77	65	293	240
Total	11509	10559	9595	8714
Growth Rate	9%	10%	10.1%	-



Abbreviations

- **GWh:** GegaWatt Hour
- **MWh:** MegaWatt Hour
- **kWh:** Kilowatt Hour
- **MW:** MegaWatt
- **kW:** Kilowatt
- **toe:** Ton of Oil Equivalent
- **GMoe:** Gram of Oil Equivalent
- **CEGCO:** Central Electricity Generating Co.
- **SEPGCO:** Samra Electric Power Generating Co.
- **AES:** Amman East Power Plant
- **NEPCO:** National Electric Power Co.
- **JEPCO:** Jordan Electric Power Co.
- **IDECO:** Irbid District Electric Power Co.
- **EDCO:** Electricity Distribution Co.

Electricity Consumption by Sector (%)

Sector	2008	2007	2006	2005
Household	31.5	30.9	30.4	29.2
Industrial	27.7	28.2	29.6	31.1
Commercial	16	15.7	15.2	14.4
Water Pumping	14.7	15.0	14.5	14.9
Governmental	6.9	7.0	4.5	4.8
Street Lighting	2.5	2.5	2.7	2.8
Others	0.7	0.6	3.1	2.8
Total	100	100	100	100

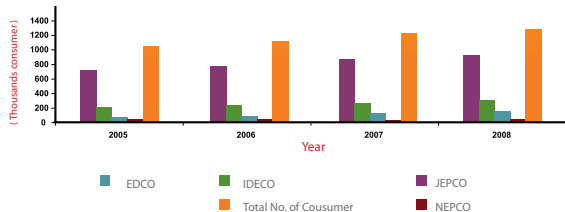


Abbreviations

- GWh: GegaWatt Hour
- MWh: MegaWatt Hour
- kWh: Kilowatt Hour
- MW: MegaWatt
- kW: Kilowatt
- toe: Ton of Oil Equivalent
- GMoe: Gram of Oil Equivalent
- CEGCO: Central Electricity Generating Co.
- SEPGCO: Samra Electric Power Generating Co.
- AES: Amman East Power Plant
- NEPCO: National Electric Power Co.
- JEPCO: Jordan Electric Power Co.
- IDECO: Irbid District Electric Power Co.
- EDCO: Electricity Distribution Co.

No. of Consumers (Thousands Consumer)

	2008	2007	2006	2005
JEPKO	881	825	781	739
IDECO	308	283	267	251
EDCO	163	155	147	139
NEPCO	0.016	0.013	0.014	0.014
Total	1352	1263	1195	1129
Growth Rate	7%	5.7%	5.8%	-

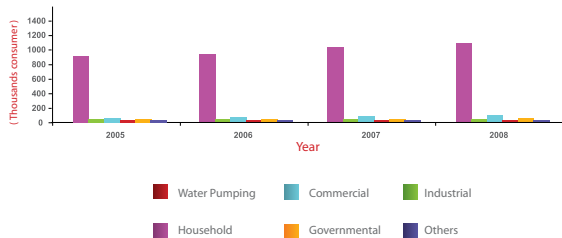


Abbreviations

- GWh: GegaWatt Hour
- MWh: MegaWatt Hour
- kWh: Kilowatt Hour
- MW: MegaWatt
- kW: Kilowatt
- toe: Ton of Oil Equivalent
- GMoe: Gram of Oil Equivalent
- CEGCO: Central Electricity Generating Co.
- SEPGCO: Samra Electric Power Generating Co.
- AES: Amman East Power Plant
- NEPCO: National Electric Power Co.
- JEPKO: Jordan Electric Power Co.
- IDECO: Irbid District Electric Power Co.
- EDCO: Electricity Distribution Co.

No. of Consumers by Sector (Thousands Consumer)

Sector	2008	2007	2006	2005
Household	1134	1049	987	933
Industrial	15	15	15	14
Commercial	176	169	161	153
Water Pumping	6	6	5	5
Governmental	13	16	15	13
Others	7	8	12	11
Total	1352	1263	1195	1129
Growth Rate	7%	5.7%	5.8%	-



Abbreviations

- GWh: GegaWatt Hour
- MWh: MegaWatt Hour
- kWh: Kilowatt Hour
- MW: MegaWatt
- kW: Kilowatt
- toe: Ton of Oil Equivalent
- GMoe: Gram of Oil Equivalent
- CEGCO: Central Electricity Generating Co.
- SEPGCO: Samra Electric Power Generating Co.
- AES: Amman East Power Plant
- NEPCO: National Electric Power Co.
- JEPCO: Jordan Electric Power Co.
- IDECO: Irbid District Electric Power Co.
- EDCO: Electricity Distribution Co.

Electricity Tariff (Fils / kWh)

Retail Tariff From 14 - 3 - 2008

Standard Domestic Tariff:	
From (1 -160) kWh / Month	32
From (161 -300) kWh / Month	71
From (301 -500) kWh / Month	85
More than 500 kWh / Month	113
Commercial *	86
Small Industrial Consumers	49
Medium Industrial Consumers:	
Night Energy	36
Day Energy	46
Maximum Load (JD / kW/ Month)	3.79
Agriculture (Flat Rate Tariff)	47

* Including Radio & TV and Hotels

** Above 1988 Consumption Level

Three Part Tariff for Agriculture:	
Night Energy	36
Day Energy	46
Maximum Load (JD / kW/ Month)	3.79
Water Pumping	41
Three Part Tariff for Hotels:	
Night Energy	70
Day Energy	81
Maximum Load (JD / kW/ Month)	3.79
Ports Sector	58
Jordan Armed Forces	81
Street Lighting**	51

Mixed Tariff Commercial / Agriculture	73
Minimum Charge for Domestic Consumers (JD)/ Month	1
Minimum Charge for Other Consumers (JD)/ Month	1.25

Abbreviations

• GWh: GegaWatt Hour • MWh: MegaWatt Hour • kWh: Kilowatt Hour • MW: MegaWatt • kW: Kilowatt • toe: Ton of Oil Equivalent • GMoe: Gram of Oil Equivalent
• CEGCO: Central Electricity Generating Co. • SEPGCO: Samra Electric Power Generating Co • AES: Amman East Power Plant • NEPCO: National Electric Power Co. • JEPCO: Jordan Electric Power Co. • IDECO: Irbid District Electric Power Co. • EDCO: Electricity Distribution Co.

Tips for Electricity Conservation and Bill Reduction.

1

Don't leave lamps and equipment (ON) when leaving home.

2

Taking advantage of daylight lighting in your home and office helps in rationalizing electricity consumption.

3

Thermal insulation for buildings reduce the electricity bill.

4

Use energy-saving lamps wherever possible.

Abbreviations

• **GWh:** GegaWatt Hour • **MWh:** MegaWatt Hour • **kWh:** Kilowatt Hour • **MW:** MegaWatt • **kW:** Kilowatt • **toe:** Ton of Oil Equivalent • **GMoe:** Gram of Oil Equivalent
• **CEGCO:** Central Electricity Generating Co. • **SEPGCO:** Samra Electric Power Generating Co • **AES:** Amman East Power Plant • **NEPCO:** National Electric Power Co. • **JEPCO:** Jordan Electric Power Co. • **IDECO:** Irbid District Electric Power Co. • **EDCO:** Electricity Distribution Co.



Electricity Regulatory Commission

P.O.Box 1865 Amman 11821 Jordan

Tel: (+962 6) 5805000

Fax: (+962 6) 5805003

info@erc.gov.jo

www.erc.gov.jo

Free line



080022676